



# ibi Golden Summit

## WebFOCUS Upgrade Program

**Denise Ospedales**

Director, Cloud Software Group

**Dakshna Subramaniam (Daks)**

VP of ibi Relations, Amtex Systems, Inc.



# Confidentiality & Disclaimer

The information in this document is confidential information of Cloud Software Group, Inc. and/or its affiliates. Use, duplication, transmission, or republication for any purpose without the prior written consent of Cloud Software Group, Inc. is expressly prohibited.

This document (including, without limitation, any product roadmap or statement of direction data) illustrates the planned testing, release and availability dates for Cloud Software Group, Inc. products and services. This document is provided for informational purposes only and its contents are subject to change without notice. Cloud Software Group, Inc. makes no warranties, express or implied, in or relating to this document or any information in it, including, without limitation, that this document, or any information in it, is error-free or meets any conditions of merchantability or fitness for a particular purpose.

The material provided is for informational purposes only, and should not be relied on in making a purchasing decision. The information is not a commitment, promise or legal obligation to deliver any material, code, or functionality. The development, release, and timing of any features or functionality described for our products remains at our sole discretion.

During the course of this presentation, Cloud Software Group, Inc. or its representatives may make forward-looking statements regarding future events Cloud Software Group, Inc.'s future results or our future financial performance. These statements are based on management's current expectations. Although we believe that the expectations reflected in the forward-looking statements contained in this presentation are reasonable, these expectations or any such forward-looking statements could prove to be incorrect and actual results or financial performance could differ materially from those stated herein. Cloud Software Group, Inc. does not undertake to update any forward-looking statement that may be made from time to time or on its behalf.

# Agenda

- Key Reasons to Upgrade
- Value Amtex Brings
- ibi-Amtex Partnership
- Streamlined Upgrade Process



# Your sign that it's time to do that Upgrade to WebFOCUS 9.3



## Some of our favorite new features in 9.3:

- **Comprehensive re-design of ReportCaster:** Experience a reimagined user interface designed for ease of use and efficiency. Plus, schedule and distribute your reports and content directly from the WebFOCUS Hub.
- **More to love with WebFOCUS Designer:** Open your InfoAssist charts and reports directly in Designer, use the new Portals UI, and get XLSX document integration.
- **Turbocharged DSML, now for Windows:** As of WebFOCUS 9.3.3, DSML is now available for Windows OS. Plus, a brand-new NLQ engine to drive increase accuracy and handle higher capacity.
- **First Long-term Support Release:** Take advantage of 5 years\* of uninterrupted stability with our first LTS release.



\*Five years from date of product release.

# New ReportCaster Interface



## Automated Distribution

Distribute on a schedule to enhance operational efficiency and eliminate manual intervention

## Relevant Reporting

Burst Report feature ensures only relevant information is sent to designated stakeholders

## Scheduled Delivery

Robust recurrence options ensure timely delivery of up-to-date information on a regular basis

## Multi-channel Delivery

Deliver to Email, FTP, printers, and the WebFOCUS Repository for increased access and usability

## Centralized Management

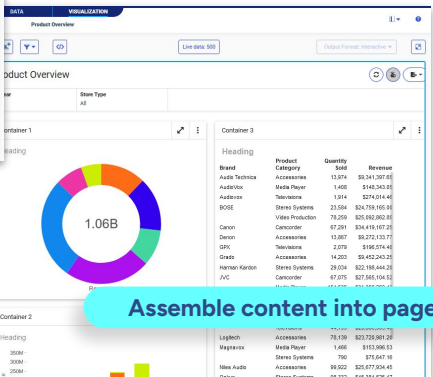
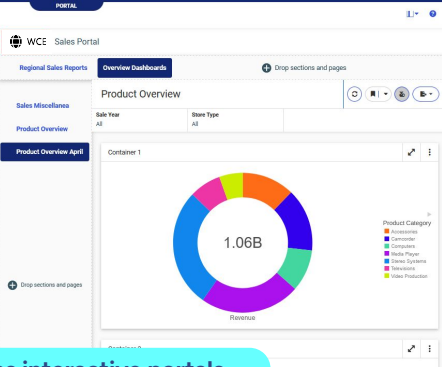
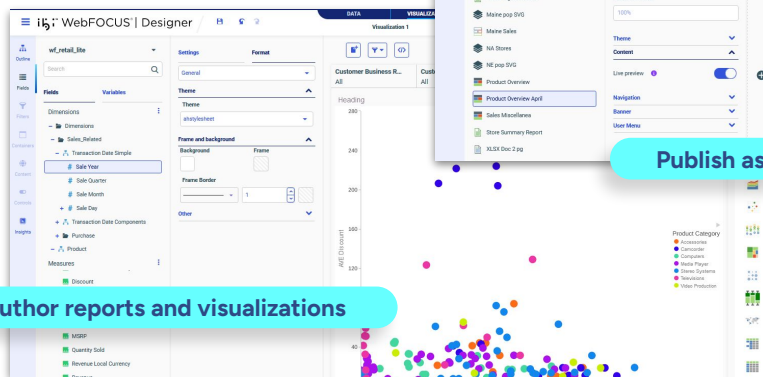
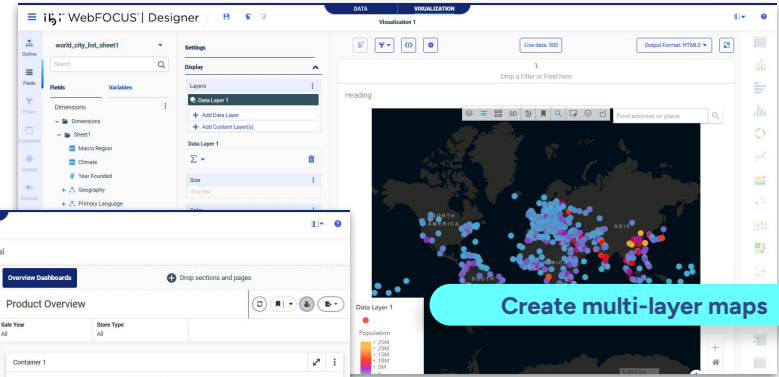
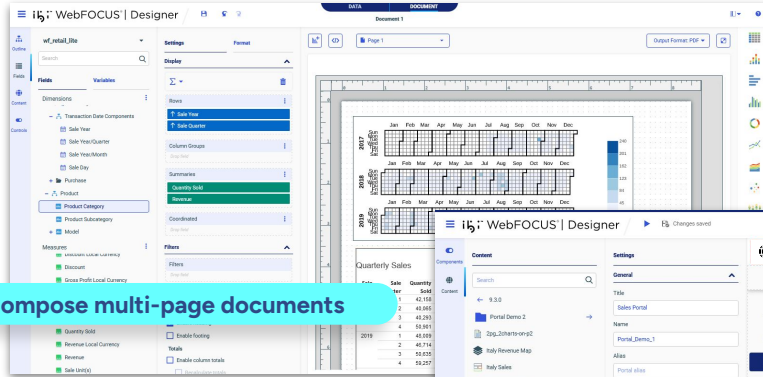
Administrators can Configure, Monitor, track report distribution from one interface.

The screenshot displays the 'ReportCaster - Create Schedule' dialog box. The 'Schedule runs' section is set to 'Every' with a frequency of '1' and a unit of 'minute(s)'. The 'On' dropdown is set to 'choose a day'. The 'Start date and time' is '4/4/2024 4:30 AM' and the 'End date and time' is '12/31/2099 11:59 PM'. The 'Time Zone' is 'Atlantic/Reykjavik'. A dropdown menu is open, showing options: 'minute(s)', 'hour(s)', 'day(s)', 'week(s)', 'month(s)', and 'year(s)'. Below the dialog, the 'ReportCaster - Create Distribution List' dialog is visible, showing a table of members with columns for 'Burst Value' and 'Member'. The table lists 19 members, including 'ENGLAND' and various user groups like 'Call\_Center\_Marketing/AdvancedUsers'. At the bottom, the 'ReportCaster - Create Distribution List' dialog shows 'Distribution Methods' with options for 'Email', 'FTP', and 'Printer'. The 'Email' method is selected, and there are buttons for '+ Add email' and '+ Import list'.



# ibi WebFOCUS Designer

*Browser-based interactive tool that allows users to...*



# DSML Features in WebFOCUS



## Natural Language Query

### AI assistance for self-service

Ask questions against your data using Natural Language Queries (NLQ) via self-service Designer portal.



## Machine Learning Functions

### Predictive capabilities with high accuracy

Run algorithms & detect anomalies.  
Train, validate, & invoke models with no coding or scripting required.



## Instant Insights

### Real-time Data Analytics

One click to identify correlations, dominances, time based trends and distributions.



## Metadata Classification

### Optimal data utilization

Integrate data from multiple sources (such as CRM, patient data, financial records)& create a unified structure to avoid errors in mapping column tables.



## LTS for WebFOCUS 9.3

Offers multi-year stability  
for your system

Addresses high severity  
security issues promptly

Ensures increasing value  
and stability for customers



# Cloud Native Adapters



- iDM 9.3.5 offers new/improved Cloud-based adapters
- Access Databricks JDBC, Snowflake, and BigQuery
- Integrate with Amazon Athena and Redshift
- Connect with MS Dynamics 365, Google Analytics, Sheets, and Drive



# WebFOCUS Upgrade Journey

01 — Preparation & Assessment

02 — Install necessary software components



03 — Migrate, Remediate & Test all applications

04 — Handover & Acceptance



# ibi–Amtex: Modernizing WebFOCUS Together



- Collaborative Workshops & Joint Webinars Driving WebFOCUS Upgrades
- End-to-End Orchestration for Seamless Delivery & Support
- 40+ Successful Customer Upgrades
- 20+ Years of Trusted Professional Services
- 50+ Member Team with Deep WebFOCUS Expertise
- Strong In-House Competency & Delivery Excellence
- Flexible Execution Aligned to Client Timelines and Resources



# Value Amtex Brings

- Preferred go-to partner for WebFOCUS upgrades
- 40+ Customers upgraded
- Trusted professional services over two decades
- Dedicated 50-member team with deep expertise
- In-House WebFOCUS Expertise
- Execution aligned with your availability and resources



# WebFOCUS Upgrade Program



Refresh your WebFOCUS system to the latest GA release in five easy steps

1

## Prepare for the workshop

Ask your ibi WebFOCUS Administrator to:

- Collect configuration and log files.
- Get a change management (CM) package from your current WebFocus production environment.

We will use this information to provide an upgrade assessment.

2

## Schedule a TRP workshop

Set aside 1.5-2 hours for your team. During the workshop we will:

- Walk through the program and address any questions
- Ask you to demonstrate your current production applications
- Provide you with our upgrade assessment, findings, and recommendations

3

## Decide to upgrade

Agree to proceed with the TRP engagement to implement the upgrade in your environment.

# WebFOCUS Upgrade Program

Refresh your WebFOCUS system to the latest GA release in five easy steps



4

## Sign the work order

When we receive your signed work order, we will perform a final review to ensure that the code base is functional and create backups.

5

## Schedule installation

We will undertake:

1. The upgrade installation
2. Migration & Remediation of codebase
3. Unit testing
4. Instance ready for UAT signoff
5. Delivery of production-ready environment



## Key takeaways for a successful upgrade:

- Review current system architecture and footprint
- Backup all existing data securely
- Install necessary software components
- Configure the new environment properly
- Validate code functionality through testing

An illustration on a dark blue background. On the left, a silver laptop is shown with a white shield icon above it and a progress bar on its screen. An arrow points from the laptop towards a server rack on the right. The server rack is blue and has a white cloud icon above it, with a white shield icon containing a yellow lightning bolt. The scene is filled with glowing blue lines and nodes, representing a network or data flow.

**SECURE BACKUP**

# Our Valued Customers





# Next Steps: Engage with the Program

- Register for the WebFOCUS Upgrade Program





Questions ?

